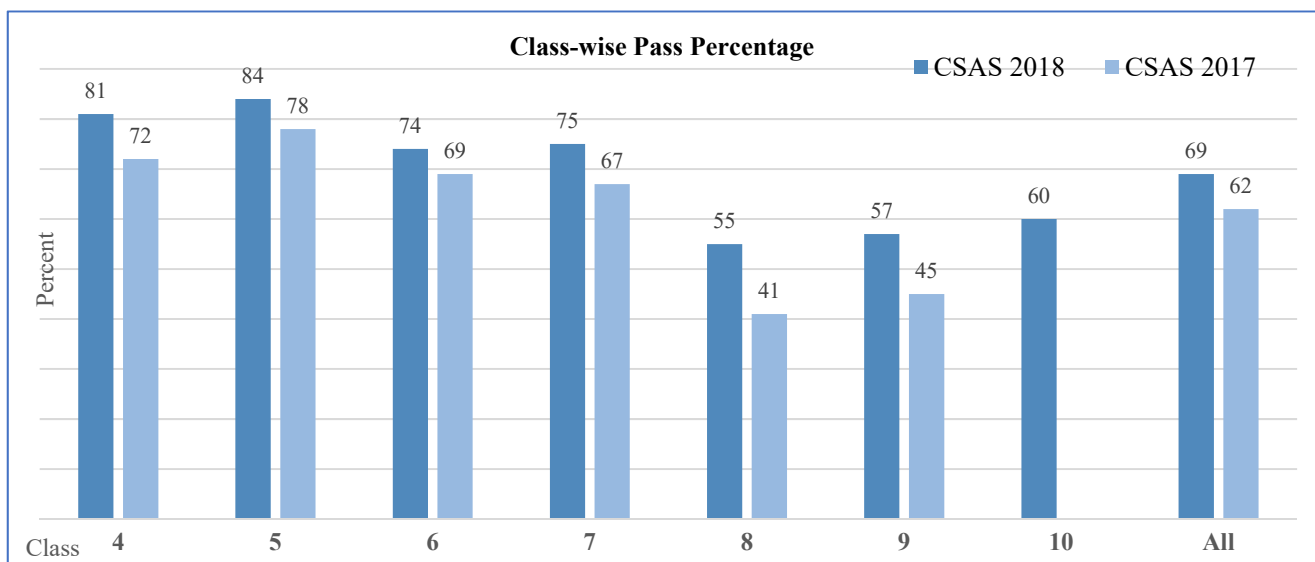
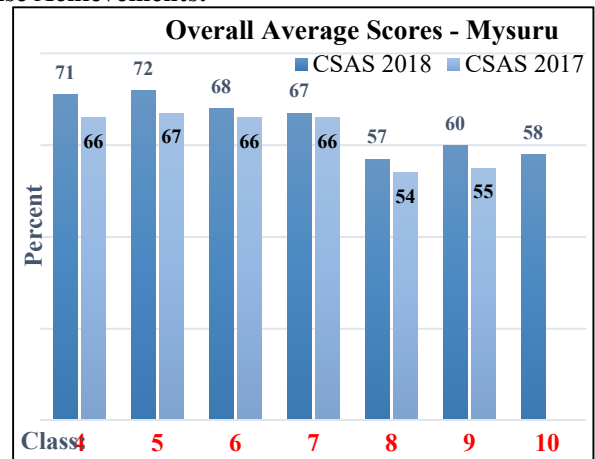


CENSUS BASED STATE ACHIEVEMENT SURVEY (CSAS) 2018 MYSURU DISTRICT ACHIEVEMENTS

I Class-wise and Subject-wise Achievements:

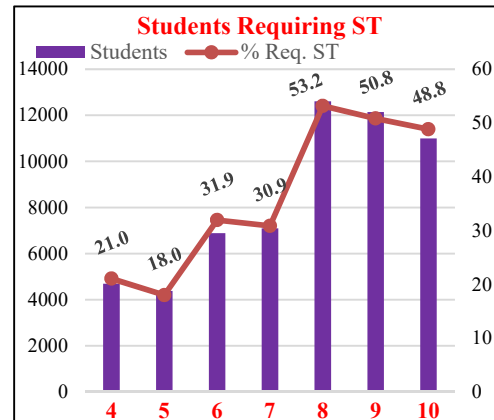
Subject / Class	4	5	6	7	8	9	10	All 2018	All 2017
Lang 1	73	68	73	75	65	71	66	70	66
Lang 2	67	71	72	73	55	52	52	63	62
Lang 3			62	59	56	64	50	58	60
Maths	70	72	63	63	60	59	53	63	63
EVS/Sci	72	79	68	63	51	48	57	63	59
SS			69	66	57	66	67	65	61
All - 2018	71	72	68	67	57	60	58	64	
All - 2017	66	67	66	66	54	55			62



III Class-wise and Subject-wise Supplementary Teaching (ST):

Class	Students	L1	L2	L3	Math	EVS / Sci	SS	Sub Agg
4	4694	2103	2544	-	2077	1577	-	8301
5	4380	2333	2187	-	1666	1240	-	7426
6	6880	1838	1878	3681	2371	1652	1730	13150
7	7094	1409	1635	3596	2575	2125	1725	13065
8	12604	3447	5135	5976	4787	7107	4312	30764
9	12144	2304	6831	4177	4542	7157	3467	28478
10	10998	1942	5077	6106	4482	4186	1963	23756
Overall	58794	15376	25287	23536	22500	25044	13197	124940

Sub Agg.: Subjects Aggregate



IV Deficiencies in Competency Levels (< 40% listed below): Pl see "Competency List" file for details

Class/Sub	Kannada	English	Maths	EVS/Sci	SS
4			MATH413	EVS411, 419, 430	
5	KAN501, 506, 510		MATH516, 519, 523		
6		ENG607	MATH 602, 610, 619	SCI608, 623	SS618
7	KAN709	ENG709, 710	MATH 704, 710, 713, 717	SCI709, 711, 723, 727	SS701, 712
8	KAN811, 814	ENG808, 817, 818, 819, 828	MATH805	SCI809, 810, 812, 814, 816, 817, 819, 823, 826	SS813, 814, 822, 826
9	KAN919	ENG901, 913, 916, 918, 926, 930	MATH 911, 914, 925	SCI902, 906, 909, 916, 917, 918, 919, 921, 923	
10	KAN0123	ENG0104, 0105, 0114, 0116, 0117, 0126, 0127	MATH0106, 0114, 0117, 0118, 0120, 0123, 0124, 0126, 0128	SCI0112, 0116, 0121,	SS0111